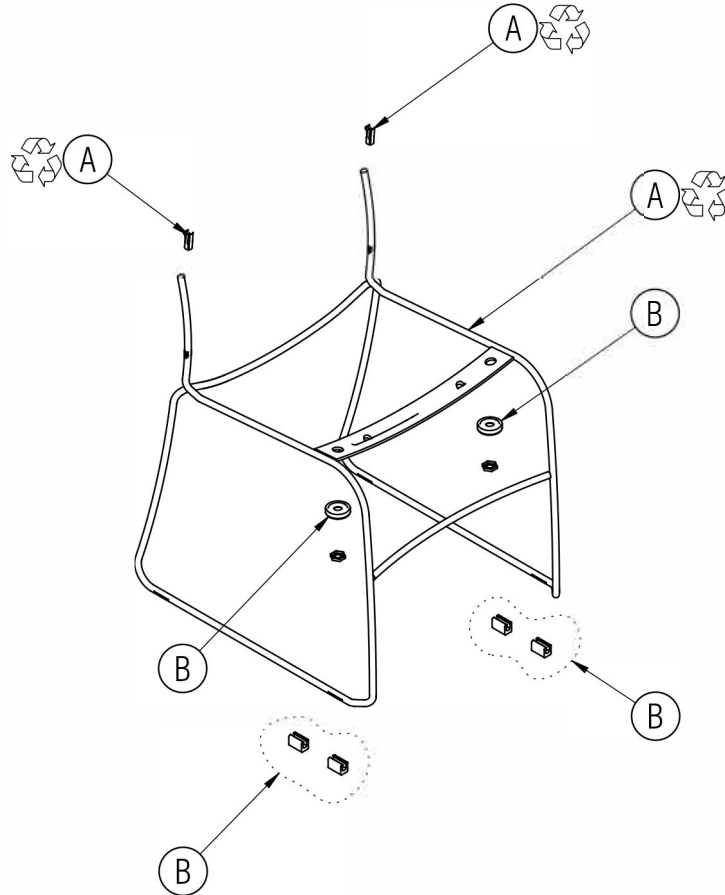
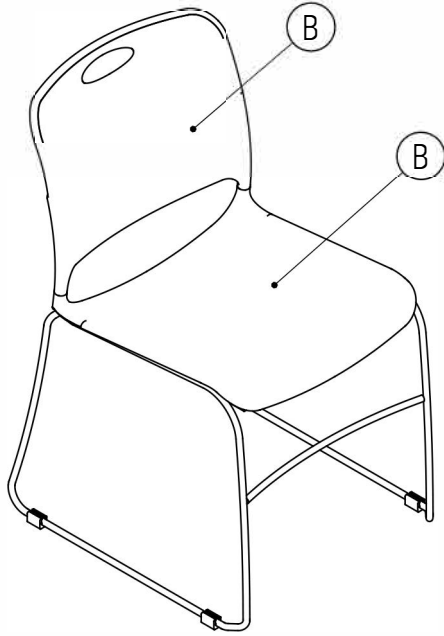


# Disassembly Instructions

Tahoe Chair

Material Type: A . Steel B. Plastic



Procedure:

1. Press in the clips which hold the backrest to the chair frame through the holes in the rear of the backrest and lift off the backrest.
2. Remove the pal-nuts holding the seat onto the chair frame and remove the stacking bumpers and seat.
3. Remove the glides attached to the bottom of the chair frame.

General Notes:

1. Disassembly time: 5-10 minutes
2. This procedure assumes basic familiarity with hand tools and furniture terminology: no specialized training is required
3. All materials removed and disassembled shall be sorted and segregated with like materials and disposed of or recycled according to recycling availability or waste acceptance



All fasteners not explicitly tagged are Material Type A: Steel



Required Tools



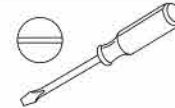
Gloves



Safety Glasses



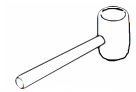
Hex Socket Wrench



Flat Screwdriver



Channel Lock Pliers



Rubber Mallet