



Workforce Plan

Fiscal Years 2021 – 2024

Table of Contents

Introduction.....	2
Strategic Direction.....	2
Environmental Factors.....	3
Methodology.....	3
Workforce Overview.....	4
Demographics.....	4
Separation Trends and Forecast.....	6
Retirement Eligibility.....	7
Workforce Gap Analysis.....	9
Recruitment Gaps and Risks.....	9
Retention Gaps and Risks.....	10
Professional Development Gaps and Risks.....	10
Knowledge Transfer Gaps and Risks.....	11
Succession Planning Gaps and Risks.....	11
Workforce Planning Initiatives.....	12
Recruitment Initiatives.....	12
Retention Initiatives.....	12
Professional Development Initiatives.....	12
Knowledge Transfer and Succession Planning Initiative.....	12
Implementation.....	12
Evaluating the Effectiveness of the Workforce Plan.....	12
Conclusion.....	13
Appendices.....	1
Appendix A: Separation Trends and Forecast.....	2
Appendix B: Separation Snapshot.....	3
Appendix C: Action Plan.....	4
Appendix D: Communication Plan.....	10
Appendix E: Mission, Vision, Values, and Strategic Map.....	12
Appendix F: Organizational Chart.....	13

Introduction

Pursuant to Penal Code 2800-2818, effective July 1, 2005, CALPIA was granted the authority to operate independent of the California Department of Corrections and Rehabilitation (CDCR). The purpose of the authority, among other things, is to develop and operate industrial, agricultural, and service enterprises employing prisoners (incarcerated individuals) in institutions. These enterprises provide incarcerated individuals with the opportunity to work productively, to earn wages, and to acquire or improve work habits and occupational skills.

CALPIA also operates multiple work and educational programs which ultimately provide incarcerated individuals with the knowledge, skills, and abilities needed to provide a better life for themselves when they are released from custody, and ultimately reducing recidivism rates.

CALPIA must maintain a well-qualified and developed civil service workforce, in order to meet the requirements listed above. With ever changing technology, partnered with varying customer needs and demands, the Department seeks to stay at the forefront of its industries and enterprises. By implementing this workforce plan and through adequate succession planning, CALPIA will ensure the ability to remain as agile and optimal as required.

Strategic Direction

CALPIA's mission is forthright. The Department is a self-supporting, customer-focused business that reduces recidivism, increases prison safety, and enhances public safety by providing incarcerated individuals productive work and training opportunities. This mission is mirrored in our vision statement, "Changing incarcerated individuals' lives through innovative job training for a safer California."

To achieve its mission and vision, in 2021 the Department released its most recent Strategic Plan ([Appendix E: Mission, Vision, Values, and Strategic Map](#)) which lists the following Goals and Objectives:

1. Enhance Incarcerated Individuals' Lives to Reduce Recidivism
2. Provide High-Quality, Sustainable Products and Services
3. Foster Continuous Improvement as Customer-Focused Organization

In addition to the strategic goals listed above, CALPIA operates each day through expecting the same set of core values among each member of its staff. These core values are:

- Leadership: Have a vision, inspire and empower others to act.
- Professionalism: Mutual courtesy and respect among all levels of staff.
- Integrity: Do the right thing in all circumstances.
- Teamwork: Be collaborative in working towards solutions.
- Safety: Be proactive in identifying and preventing safety issues.
- Accountability: Accept responsibility for the outcomes expected of you – both good and bad.

CALPIA's workforce plan supports the Strategic Plan Goal #3 of fostering continuous improvement as a customer-focused organization most distinctly. The initiatives in the

workforce plan support developing CALPIA's staff through significant knowledge transfer and retention efforts, and ensuring the department retains those staff through succession planning and other professional development efforts. By addressing these workforce gaps, CALPIA can continue to improve as a customer-focused organization.

CALPIA operates through adhering to the established Quality Policy by implementing the following Quality Principles:

- Customer Focus
- Leadership
- Involvement of People
- Process Approach
- System Approach
- Continual Improvement
- Factual Approach to Decision Making

Through the development and implementation of the CALPIA workforce plan, CALPIA can ensure it continues to deliver the quality of customer service and product expected by all clients.

Environmental Factors

CALPIA is a self-sustaining state agency that does not receive funds from the General Fund. The Department provides productive work assignments for approximately 7,000 incarcerated individuals within CDCR institutions. CALPIA manages over 100 manufacturing, service, and consumable operations in all CDCR institutions throughout California. Although, the department has created an agile environment by selling produced goods and services predominately to other state agencies, it is susceptible to economic downturn. Like any business, the basic law of supply and demand can influence CALPIA's economic stability.

Managing and maintaining adequate staffing within the institutional setting presents unique challenges for the Department. In addition to dealing with the remote geographic location of the institutions, general institutional environment, external perception of working with incarcerated individuals, and the potential for overfamiliarity violations, CALPIA must comply with California Code of Regulation 8004.4 as it pertains to Inmate Workforce Allocation. The established business hours are aligned with those of private industry and to help incarcerated individuals work productively in order to acquire effective work habits. However, it can be challenging to structure CALPIA's Enterprise hours with CDCR's Custody regulations.

CALPIA experiences communication challenges due to the decentralized nature of the Department. CALPIA's Central Office operates out of Folsom, California, with more than 70 percent of the remaining staff operating within the CDCR institutions. Due to this decentralization, communications from Central Office to the various institutions can be challenging where decision making is concerned.

Methodology

During the summer of 2018, CALPIA began the development of the department's first workforce plan. This is the second iteration of that workforce plan, developing from the

recently released Strategic Business Plan, FY 2021-2024. During the creation of the initial workforce plan, a strengths, weaknesses, opportunities, and threats (SWOT) analysis was done to help identify workforce challenges as well as develop goals to assist the Department in meeting established strategic plan objectives. These same workforce challenges are still relevant for CALPIA today.

Included in the workforce plan is the department compiled and analyzed data on employee demographics (i.e., age, ethnicity, sex, etc.), separation trends, and other pertinent pieces of information on the current and past employee workforce for CALPIA.

This plan outlines the current state of CALPIA’s workforce, including the existing challenges as a way to also prepare for the future workforce entering the department.

Workforce Overview

CALPIA is a medium-sized department with 957 permanent staff at the time of this study. The organization is composed of eight primary divisions: Executive, Management Information Systems, Legal, Administration, Fiscal, Marketing, Operations, and Workforce Development.

The CALPIA organization chart can be found in [Appendix F: Organizational Chart](#).

Demographics

Ethnicity and Gender

As of December 2020, CALPIA’s workforce was comprised of 64.4 percent men and 35.6 percent women. This is a slight increase in the women workforce since the original study was conducted in 2018. When compared to the total workforce of all state organizations in California, there is a high variance in the percentage of men versus women. Given that, it is not unusual in public or private sector manufacturing and service operation businesses to have a higher percentage of male employees due to the nature of the work. While these numbers represent the CALPIA workforce in whole, there are some divisions within CALPIA that vary significantly from these averages.

CALPIA’s overall ethnic composition is 50.3 percent Caucasian, 32.4 percent Hispanic, 6.8 percent Asian, and 7 percent African American. Pacific Islander, Native American, and “Other” make up 3.6 percent of the CALPIA workforce. Listed below is a comparison of CALPIA’s ethnicity and gender statistics compared to civil service statewide data.

Demographic	CALPIA	Total Percentage	Statewide	Total Percentage Statewide
Women	352	35.6%	103,606	46.5%
Men	638	64.4%	119,231	53.5%
Caucasian	466	47.1%	90,419	40.6%
Hispanic	322	32.5%	57,965	26.0%

Asian	67	6.7%	41,243	18.5%
African American	81	8.2%	20,730	9.3%
Other	54	5.4%	12,480	5.6%

Disabled Employee Representation

As shown in the 2020 Workforce Analysis Report, CALPIA’s representation for people with disabilities is 3.9 percent. The statewide workforce representation goal for representation for people with disabilities is 16.6 percent. CALPIA recognizes its current representation is below the statewide standard. However, like the above section, it is not uncommon in public or private sector manufacturing and service operation businesses to have a lower-than-average percentage of disabled employees.

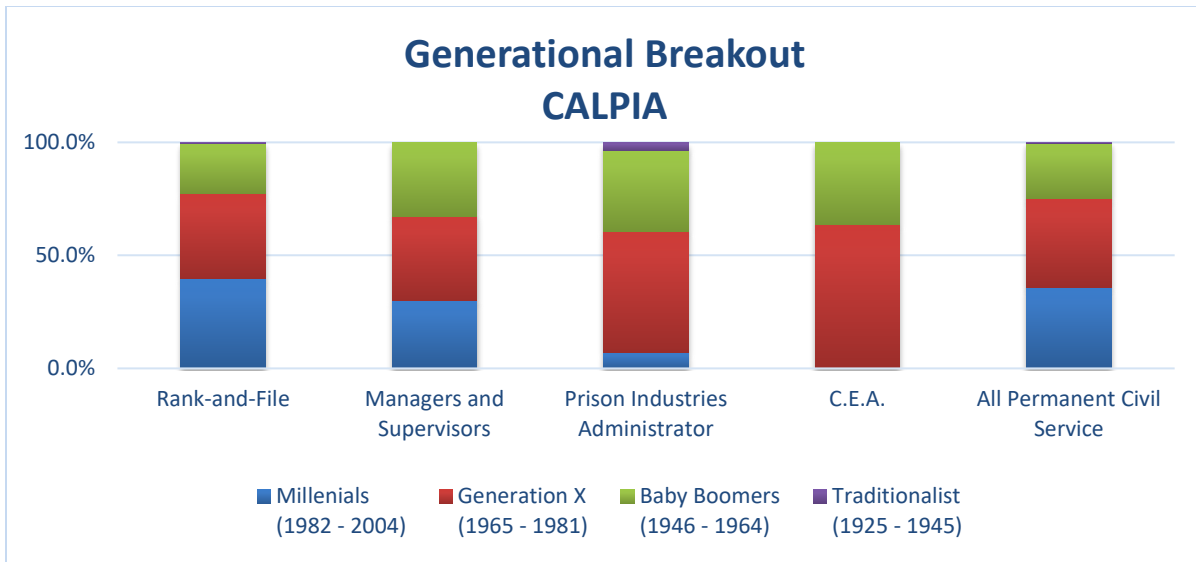
The Disability Advisory Committee (DAC), created in September 2017, is a fully functional DAC with representation on the Statewide Disability Advisory Council (SDAC). The Recruitment and Workforce Planning Unit plans partner with the DAC for future recruitment events geared towards bringing qualified disabled candidates into civil service. By partnering with the DAC, CALPIA can promote disabled employees’ representation within the Department.

CALPIA can also promote disabled employees’ representation by continuing to advertise and encourage potential candidates to pursue the examinations through the Limited Examination and Appointment Program (LEAP). LEAP is designed to help persons with disabilities get jobs in the California state civil service.

Age Demographics

The average age of a CALPIA employee is nearly 46 years old, and the average tenure in civil service is 8 years. In comparison to other state agencies, this is a young workforce overall. While this may seem to be an asset to the Department in terms of retention potential, this can also be a risk since employees with fewer years of civil service and younger in age may not have the depth of historical organizational knowledge that is typically experienced.

The Department’s generational breakout includes alarming data, particularly in groupings of Managers and Supervisors, Career Executive Assignments (CEA), and Prison Industry Administrators. The Prison Industry Administrator classification considered the feeder classification to CEA positions within the Department. Within these three employee groupings, the average age is 54 with the average number of civil service years being 20. Employees within these classifications fall under the safety retirement formula, are eligible to retire at 50 years of age, and are fully vested for health benefits at 20 years of service.

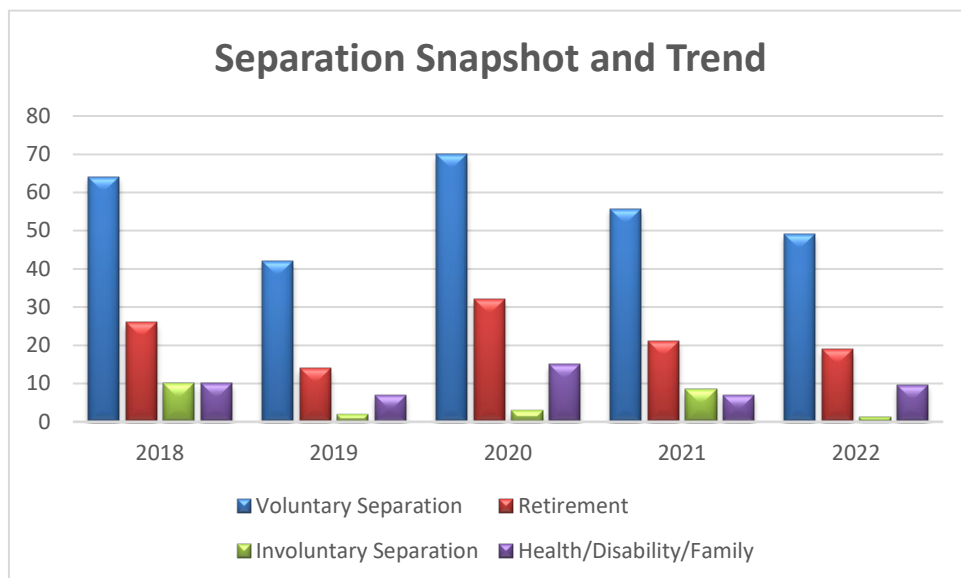


Overall, CALPIA has a mix of employees representing various age groups and generations, however, as shown in the General Breakout graph above, we now have more staff in categories Generation X and Baby Boomers. The CALPIA workforce is also comprised of 36.0 percent Millennials, who as the older generations begin to retire in the years to come, will serve as our future workforce. The combined experiences and talents of all employees strengthen our organizational culture. As new generations merge with the current workforce, CALPIA continues to foster appreciation of generational differences.

Separation Trends and Forecast

Separation rates for 2018, 2019, and 2020 were analyzed. Over the last several years, certain separation types from CALPIA have increased substantially, such as voluntary separations. This may be attributed to the growth of the Healthcare Facilities Maintenance (HFM) Program that added over 400 positions to the total number of employees beginning late 2015.

In addition to the analysis of past years, forecasts for potential separations were calculated for 2021 and 2022.



Retirement Eligibility

The following table contains a snapshot of CALPIA's workforce demographics by age and years of civil service in order to analyze the Department's retirement risk. It includes the total number of employees within a classification, the total number of employees currently at retirement age, the total number of employees reaching retirement age within five years, and the total percentage of employees that may retire within the next five years. Information is displayed only for those classifications encompassing more than three total employees with at least one employee at retirement age, but more than three total employees. Information for smaller classification groups comprised of less than three total employees and having at least one employee at retirement age are not included to protect the identity of those retirement aged employees.

The average age of retirement for a CALPIA employee is 61.7. Of the current 957 permanent CALPIA employees, 100 (10.4%) are currently at or above the average retirement age.

Class Code	Class Title	Number of Employees	At Retirement Eligibility (50+) %	W/in 5 Years of Retirement Eligibility (45-49) %	Total Potential Retirements in 5 Years
4552	Accounting Administrator I (Specialist)	5	20.0%	40.0%	60.0%
4549	Accounting Administrator I (Supervisor)	3	33.3%		33.3%
4582	Accounting Analyst	3		33.3%	33.3%
4546	Accounting Officer (Specialist)	3	66.7%		66.7%
1741	Accounting Technician	5	80.0%		80.0%
4588	Associate Accounting Analyst	4	50.0%	25.0%	75.0%
5393	Associate Governmental Program Analyst	48	31.3%	10.4%	41.7%
7500	C.E.A.	11	72.7%	9.1%	81.8%
4108	Construction Supervisor II, (Correctional Facility)	3	100.0%		100.0%
2011	Custodian I	217	29.5%	7.4%	36.9%
2003	Custodian II	22	36.4%	18.2%	54.5%
2002	Custodian Supervisor I	41	46.3%	2.4%	48.8%
2001	Custodian Supervisor II	13	15.4%	7.7%	23.1%
9550	Free Venture-Private Industries Specialist	3	66.7%		66.7%
6826	Heavy Equipment Mechanic (Correctional Facility)	3	66.7%	33.3%	100.0%
6379	Heavy Truck Driver-Correctional Facility	43	58.1%	14.0%	72.1%
648	Industrial Supervisor, Prison Industries (Crop Farm)	3	100.0%		100.0%
682	Industrial Supervisor, Prison Industries (Dairy)	10	40.0%	10.0%	50.0%
7198	Industrial Supervisor, Prison Industries (Fabric Products)	22	72.7%	13.6%	86.4%
7155	Industrial Supervisor, Prison Industries (Food and Beverage)	9	44.4%	11.1%	55.6%
2109	Industrial Supervisor, Prison Industries (Laundry)	24	33.3%	8.3%	41.7%

7215	Industrial Supervisor, Prison Industries (Maintenance and Repair)	24	54.2%	4.2%	58.3%
7130	Industrial Supervisor, Prison Industries (Meatcutting/Processing)	3	33.3%	66.7%	100.0%
7191	Industrial Supervisor, Prison Industries (Metal Fabrication)	17	41.2%		41.2%
7150	Industrial Supervisor, Prison Industries (Optical Products)	11	45.5%	27.3%	72.7%
7131	Industrial Supervisor, Prison Industries (Poultry Processing)	4	75.0%	25.0%	100.0%
7216	Industrial Supervisor, Prison Industries (Printing)	6	66.7%	33.3%	100.0%
7207	Industrial Supervisor, Prison Industries (Shoe Manufacturing)	5	100.0%		100.0%
7178	Industrial Supervisor, Prison Industries (Wood Products)	9	22.2%	11.1%	33.3%
7236	Industrial Warehouse and Distribution Manager I, Prison Industries	7	57.1%		57.1%
7231	Industrial Warehouse and Distribution Specialist, Prison Industries	27	18.5%	22.2%	40.7%
7234	Industrial Warehouse and Distribution Supervisor, Prison Industries	6	50.0%	16.7%	66.7%
1401	Information Technology Associate	7	14.3%		14.3%
1402	Information Technology Specialist I	15	46.7%	6.7%	53.3%
5278	Management Services Technician	6	33.3%		33.3%
1441	Office Assistant (General)	3	33.3%		33.3%
1139	Office Technician (Typing)	29	31.0%	13.8%	44.8%
7158	Prison Industries Administrator	18	61.1%	5.6%	66.7%
7157	Prison Industries Manager (General)	28	53.6%	7.1%	60.7%
7194	Prison Industries Superintendent I (Fabric Products)	3	66.7%		66.7%
7174	Prison Industries Superintendent I (Laundry)	3	66.7%		66.7%
7189	Prison Industries Superintendent I (Metal Products)	3	33.3%		33.3%
617	Prison Industries Superintendent II (Agriculture)	3		33.3%	33.3%
7195	Prison Industries Superintendent II (Fabric Products)	9	55.6%		55.6%
7297	Prison Industries Superintendent II (Food and Beverage Packaging)	3	33.3%	33.3%	66.7%
2108	Prison Industries Superintendent II (Laundry)	11	81.8%	9.1%	90.9%
7154	Prison Industries Superintendent II (Maintenance and Repair)	14	50.0%	14.3%	64.3%
7190	Prison Industries Superintendent II (Metal Products)	4	75.0%	25.0%	100.0%
7186	Prison Industries Superintendent II (Optical Products)	3	100.0%		100.0%
7172	Prison Industries Superintendent II (Wood Products)	3	66.7%		66.7%

7162	Product Engineering Technician, Prison Industries	4	25.0%	50.0%	75.0%
7113	Products Management Specialist, Prison Industries	5	80.0%		80.0%
9927	Program Technician	14	35.7%	14.3%	50.0%
9928	Program Technician II	5	40.0%		40.0%
7149	Sales Representative, Prison Industries	13	76.9%	23.1%	100.0%
6212	Skilled Laborer	8	37.5%		37.5%
5157	Staff Services Analyst (General)	21	9.5%	9.5%	19.0%
4800	Staff Services Manager I	19	42.1%	10.5%	52.6%
4801	Staff Services Manager II (Supervisory)	7	28.6%	28.6%	57.1%
5197	Training Officer I	4	100.0%		100.0%
6221	Warehouse Worker-Correctional Facility	5	20.0%		20.0%

A classification watch list was created to highlight those classifications that are at the highest risk of separations and is included as Appendix A.

Workforce Gap Analysis

The retirement eligibility data highlights potential future workforce gaps within CALPIA. If a large number of employees in certain enterprises were to all retire at a similar time, valuable enterprise-specific knowledge would be lost.

This research displays the mission critical workforce gaps, taking into consideration current labor market trends, such as diversity expectations and challenges, as well as difficult to recruit classifications. Understanding external factors that have an impact on the mission and services of CALPIA (i.e., administration changes, Prison Industry Board changes, political trends, CDCR policies, etc.) is also a critical component of exploring current and future workforce gaps and creating a plan to mitigate these gaps.

With this comprehensive workforce data analysis, it has revealed department-wide gaps in the areas of recruitment, retention, professional development, knowledge transfer, and succession planning.

Recruitment Gaps and Risks

Recruitment gaps and risks identified include:

- Our demographic overview shows that our overall ethnic composition, in certain business areas, is more diverse than others. For example, our Healthcare Facilities Maintenance (HFM) program represents individuals who are primarily Hispanic. Whereas our Administration and Executive Divisions consists of individuals who possess the requisite qualifications and are primarily Caucasian. The risk associated with failing to address our diversity challenges is that CALPIA may not be able to attract a diverse workforce, retain inclusivity, and showcase fair representation of the Department.
- Each of CALPIA's Divisions experience challenges with the State's hiring practices. Due to the hiring process being strenuous, we lose the interest of candidates who find employment opportunities elsewhere. For example, on average the hiring process from advertisement to candidate selection is about 5-8 weeks. If the department does

not find a way of expediting the hiring process, it may continue to lose qualified candidates.

- The Recruitment and Workforce Planning Unit often finds positions difficult to recruit for in CALPIA enterprises because unique skill sets are generally required. For example, the two institutions Richard J. Donovan Correctional Facility (RJD) and California Men's Colony (CMC) house CALPIA's Shoe Manufacturing enterprises which require specific experience such as injection molding, upholstery, and pattern making. CALPIA has the capability of locating qualified candidates only to discover they are also in demand with a number other public and private entities which may be more attractive to the candidate than working in an institution.

The risk of not addressing these challenges is that CALPIA may not be able to retain a high performing and diverse workforce, attract high caliber employees, provide exceptional services to its customer base, or meet agency strategic and business goals.

Retention Gaps and Risks

Retention gaps and risks identified include:

- Employee engagement and recognition has not been a focus for CALPIA and as a result, our ability to retain key employees and provide an avenue to raise employee morale has led to decreased productivity in some areas, absenteeism, and turnover.
- A common retention barrier within our Department is the development of new programs without adding additional supporting administrative staff. This creates a challenge of maintaining staffing levels that lead to employee burnout and inadequate staff growth. The lack of time and effort invested to train more than one employee in performing a critical job function, creates mishaps in our current workforce and fosters an environment of key person dependency.
- Unlike some organizations that lose employees to conventional means, CALPIA loses some of its workforce to termination due to staff misconduct with offenders. This reoccurring challenge has made it difficult to retain our staff.
- Opportunities for promotion and career growth in some divisions are more likely than others. In the institutions, unique classifications specific to CALPIA enterprises often lack promotional opportunities. Some divisions also describe a lack in career path due to an unclear outline of movement and department specific classifications between them.

The risk of not addressing the above challenges is that CALPIA may not be able to retain and develop a high performing staff and organization, meet our core values or quality principles, and increase customer satisfaction.

Professional Development Gaps and Risks

Professional development gaps resulting from current workforce challenges and trends include:

- There is a lack of tacit knowledge transfer and within divisions. Without observation or experience through mentoring or coaching, this creates a challenge of CALPIA's bench strength to develop or improve staff performance.
- Professional development and training opportunities are available to CALPIA due to our extensive training budget. However, in various divisions identifying employee's specific competencies can be challenging when creating an effective professional development plan.
- The Department currently has two primary professional development strategies, including Staff Development and Upward Mobility. Without a formal mentoring program, it becomes difficult to transfer knowledge and develop employees through relationships with organizational leaders and experts.

The risk of not addressing these challenges is that CALPIA may not be able to retain the knowledge and expertise needed to develop a high performing staff and organization and support the ongoing development of bench strength.

Knowledge Transfer Gaps and Risks

Knowledge gaps resulting from current workforce challenges and trends include:

- Business policies and procedures are documented through CALPIA's International Organization for Standardization (ISO) Documents Library. The complexity of policies and procedures and numerous divisions lacking documentation, creates knowledge transfer gaps as personnel separate.
- In relation to the complexity of CALPIA's business policies and procedures, some employees refrain from investing time and effort to transfer knowledge which creates communication barriers and the transferring of valuable knowledge.

Organizational silos often create barriers of knowledge transfer between divisions, as employees hoard knowledge in their own area of the organization. There is a lack of identifying high performers and a potential successor to key positions to ensure knowledge transfer occurs at all levels.

The risk of not addressing these challenges is that CALPIA cannot grow its workforce from within and develop diverse career pathways for the growth of internal talent.

Succession Planning Gaps and Risks

Succession planning gaps resulting from current workforce challenges and trends include:

- A lack of talent or unidentified talent in emergency situations to properly prepare for succession.
- Flight risks of internal talent pool, which may lead to loss of critical knowledge and skills.

- Inconsistent or lack of ongoing knowledge transfer to mitigate potential loss of expertise needed to maintain CALPIA's vision and values.
- Aging workforce and impending Baby Boomer retirements, which widen the talent gap for the next generation of leaders and workforce.

The risk of not addressing these challenges is that we cannot identify internal talent to prepare for succession planning and retain the knowledge and expertise to support our bench strength.

Workforce Planning Initiatives

Based on the gap analysis and subsequent risks, identified below are key initiatives that will be implemented to meet current and future workforce needs.

Recruitment Initiatives

- Improve outward facing public perception
- Partner with control agencies to begin consolidation of department-specific classifications and create an apprenticeship program
- Expand collaboration with recruitment outreach programs

Retention Initiatives

- Develop and implement an employee recognition program to supplement CALPIA's existing Employee of the Year Awards
- Develop and implement a diversity and inclusion program
- Develop and implement entrance and exit surveys

Professional Development Initiatives

- Identify individual key competencies through the Upward Mobility Program (UMP)
- Develop CALPIA specific training to supplement new employee onboarding

Knowledge Transfer and Succession Planning Initiative

- Identify all Key Leadership positions and their competencies within the department as the first step in developing CALPIA's first succession plan
- Develop a formal mentoring program to ensure continuous filling of Key Leadership positions

Implementation

The Human Resources Office will own CALPIA's Workforce Plan to ensure successful implementation by adhering to the action plan initiatives, heightening awareness, and ensuring that stakeholders are aware of each milestone and successes. In collaboration with the Human Resources Office, the Project Management Office will highlight and track action plan due dates to ensure objectives are met and manage project phases.

Evaluating the Effectiveness of the Workforce Plan

The effectiveness of the Workforce Plan can be measured by assessing how successful the initiatives have been in closing the five gaps: recruitment, retention, professional development, knowledge transfer, and succession planning. If the gaps are reduced by

initiatives discussed in this plan, then the plan will be deemed as a success. Each initiative will be monitored on its own timeline, while the Workforce Plan will be evaluated entirely on a quarterly basis by the Chief of Human Resources, Chief Project Officer, and Executive Staff.

Conclusion

CALPIA is a self-sustaining organization with a dynamic mission and vision. Our organization prides itself in our commitment to reduce recidivism, provide stellar customer service, and develop high performing staff. This Workforce Plan will be a continual effort to mitigate our focused efforts to retain a high performing and diverse workforce, attract high caliber employees, and provide exceptional services to our customers. By implementing initiatives such as developing a diversity and inclusion program and mentorship we will foster an environment of inclusivity and recognition. By identifying key leadership positions and developing CALPIA specific training will allow a proactive response to retention and prepare for succession planning. CALPIA's workforce plan will be evaluated on a quarterly basis and changes will be documented continually to ensure that the strategies are still effectively meeting the organization's needs. As we strive to invest in our workforce, we hope to remain proactive in aligning these proposed strategies with our strategic goals.

Appendices

Appendix A: Separation Trend and Forecast

Appendix B: Separation Snapshot

Appendix C: Action Plan

Appendix D: Communications Plan

Appendix E: Mission, Vision, Values, and Strategic Map

Appendix F: Organizational Chart

Appendix A: Separation Trends and Forecast

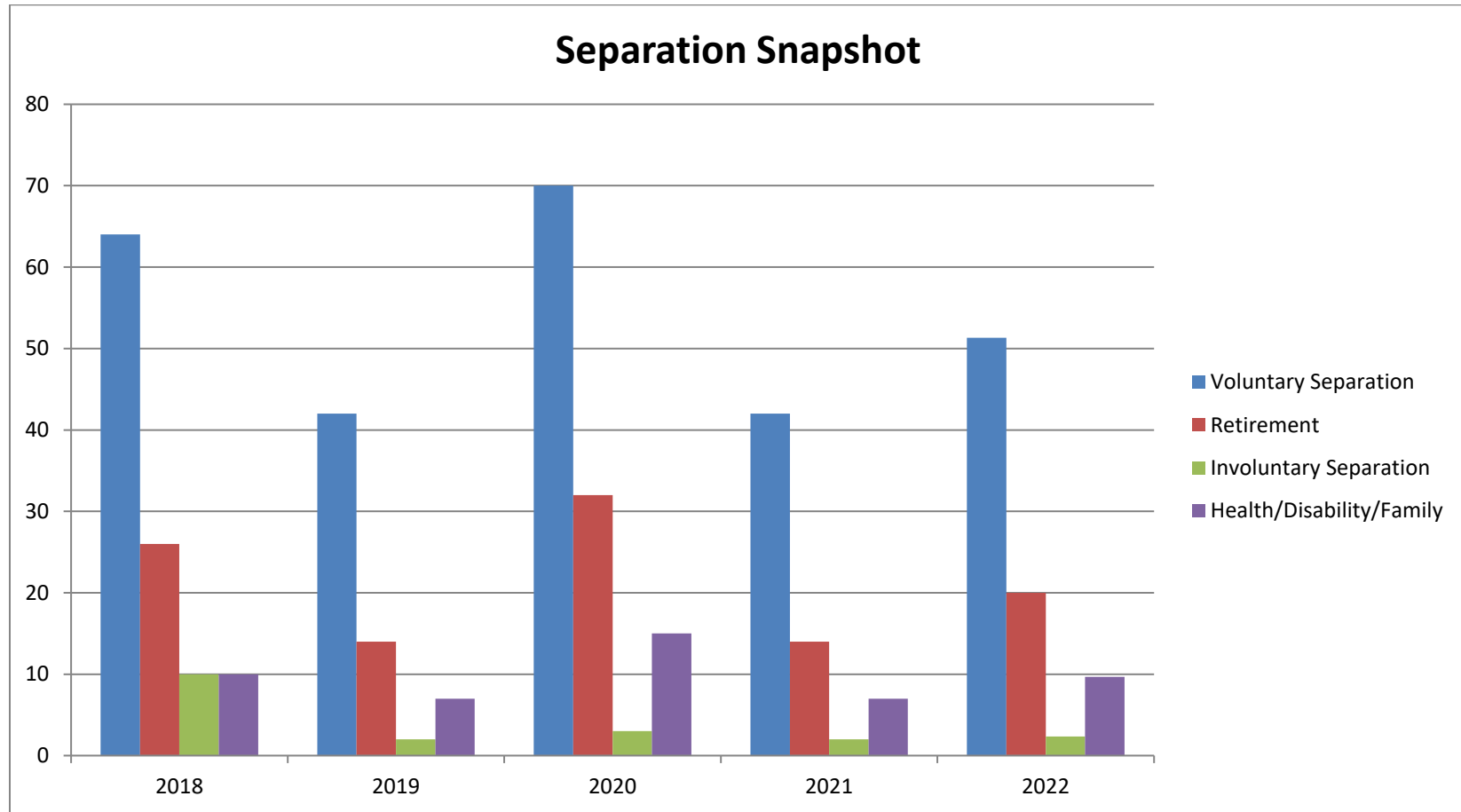
This graph illustrates a watch list to highlight classifications that are at the highest risk of separation.

Classification Title	Potential Retirements (70% and Higher)
Accounting Technician	80.0%
Associate Accounting Analyst	75.0%
Career Executive Assignment (CEA)*	81.8%
Construction Supervisor II, (Correctional Facility)	100.0%
Heavy Equipment Mechanic (Correctional Facility)	100.0%
Heavy Truck Driver-Correctional Facility	72.1%
Industrial Supervisor, Prison Industries (Crop Farm)	100.0%
Industrial Supervisor, Prison Industries (Fabric Products)	86.4%
Industrial Supervisor, Prison Industries (Meatcutting/Processing)	100.0%
Industrial Supervisor, Prison Industries (Optical Products)	72.7%
Industrial Supervisor, Prison Industries (Poultry Processing)	100.0%
Industrial Supervisor, Prison Industries (Printing)	100.0%
Industrial Supervisor, Prison Industries (Shoe Manufacturing)	100.0%
Prison Industries Superintendent II (Laundry)	90.9%
Prison Industries Superintendent II (Metal Products)	100.0%
Prison Industries Superintendent II (Optical Products)	100.0%
Product Engineering Technician, Prison Industries	75.0%
Products Management Specialist, Prison Industries	80.0%
Sales Representative, Prison Industries	100.0%
Training Officer I	100.0%

**Classification is identified as a Key Leadership Position*

Appendix B: Separation Snapshot

This is a high level, simple analysis of the separation types listed. This graph illustrates separation trends from 2018, 2019, and 2020. It is further broken out to reflect trends and forecast data for 2021 and 2022.



Appendix C: Action Plan

This appendix relates to the **Workforce Planning Initiatives** section of the plan. Based on the gap analysis and subsequent risks, identified below are key initiatives that will be implemented to meet current and future workforce needs.

Initiative <i>What is the name of the initiative?</i>	Gap <i>Which workforce planning gap does the initiative address?</i>	Responsible Person(s) <i>Who is responsible for overseeing successful implementation of the initiative?</i>	Performance Indicators <i>How will we know we achieved our goal and what will success look like?</i>	Due Date <i>When will it be completed?</i>	Strategic Alignment <i>Which Strategic goal(s) does the initiative support?</i>
One to Two Year Initiatives					
Improve outward facing public perception <ul style="list-style-type: none"> Increase LinkedIn followers to 16,000 Increase Glassdoor score to 4.0 	Recruitment	External Affairs (with support from Workforce Development Branch)	Percentage of external stakeholder's satisfaction levels increase and increased number of applicants for vacancies	June 2023	3
Identify individual key competencies through the Upward Mobility Program (UMP)	Professional Development	Upward Mobility Coordinator (with support from all supervisors and managers)	Number of participants in UMP will increase and high percentage of key competencies identified	December 2022	3
Develop & implement	Retention	Human Resources'	Percentage of employees complete onboarding and	December 2021	3

<u>Initiative</u> <i>What is the name of the initiative?</i>	<u>Gap</u> <i>Which workforce planning gap does the initiative address?</i>	<u>Responsible Person(s)</u> <i>Who is responsible for overseeing successful implementation of the initiative?</i>	<u>Performance Indicators</u> <i>How will we know we achieved our goal and what will success look like?</i>	<u>Due Date</u> <i>When will it be completed?</i>	<u>Strategic Alignment</u> <i>Which Strategic goal(s) does the initiative support?</i>
entrance and exit surveys <ul style="list-style-type: none"> CALPIA should target a total 80% response rate across both surveys 		Recruitment & Workforce Planning Unit	employee exit surveys will increase. Department will gain insight into reasons for employee separations		
Continue to expand collaboration w/recruitment outreach programs <ul style="list-style-type: none"> Compile a list of local outreach programs Advertise appropriate positions with identified programs Participate in recruitment 	Recruitment	Human Resources' Recruitment & Workforce Planning Unit(with support from SME's from applicable enterprises)	Percentage of vacancies filled for hard-to-recruit classifications will be reduced	December 2022	3

<u>Initiative</u> <i>What is the name of the initiative?</i>	<u>Gap</u> <i>Which workforce planning gap does the initiative address?</i>	<u>Responsible Person(s)</u> <i>Who is responsible for overseeing successful implementation of the initiative?</i>	<u>Performance Indicators</u> <i>How will we know we achieved our goal and what will success look like?</i>	<u>Due Date</u> <i>When will it be completed?</i>	<u>Strategic Alignment</u> <i>Which Strategic goal(s) does the initiative support?</i>
events with programs					
Develop & implement an employee recognition program <ul style="list-style-type: none"> • Identify what is considered a “high” rating on performance reviews • Research regulations around employee recognition • Identify how often employee recognition will be administered 	Retention	Human Resources’ Special Projects & Policies Unit	Percentage of employees who rate high on job satisfaction surveys	July 2023	3

<u>Initiative</u> <i>What is the name of the initiative?</i>	<u>Gap</u> <i>Which workforce planning gap does the initiative address?</i>	<u>Responsible Person(s)</u> <i>Who is responsible for overseeing successful implementation of the initiative?</i>	<u>Performance Indicators</u> <i>How will we know we achieved our goal and what will success look like?</i>	<u>Due Date</u> <i>When will it be completed?</i>	<u>Strategic Alignment</u> <i>Which Strategic goal(s) does the initiative support?</i>
<ul style="list-style-type: none"> • Compile employee recognition prizes within State regulations 					
<p>Develop a formal mentoring program</p> <ul style="list-style-type: none"> • Research formal mentoring programs within other State agencies • Identify aspects of mentoring program for CALPIA • Create formal mentoring program 	Knowledge Transfer & Succession Planning	Executive Office/Branch Managers	Percentage of employees receiving mentoring and being prepared for high level leadership positions in the future	July 2023	3

<u>Initiative</u> <i>What is the name of the initiative?</i>	<u>Gap</u> <i>Which workforce planning gap does the initiative address?</i>	<u>Responsible Person(s)</u> <i>Who is responsible for overseeing successful implementation of the initiative?</i>	<u>Performance Indicators</u> <i>How will we know we achieved our goal and what will success look like?</i>	<u>Due Date</u> <i>When will it be completed?</i>	<u>Strategic Alignment</u> <i>Which Strategic goal(s) does the initiative support?</i>
Three to Five Year Initiatives					
Consolidate department-specific Industrial Supervisors & create an apprenticeship program <ul style="list-style-type: none"> • Consolidate list of currently used Industrial Supervisors within CALPIA • Create criteria for program and employees who can participate • Develop application process 	Recruitment	Human Resources' Classification & Pay Unit/ Operations/Labor Relations/External Control Agencies	Increased number of qualified journey-level candidates. Sustained high performance	July 2024	3

<u>Initiative</u> <i>What is the name of the initiative?</i>	<u>Gap</u> <i>Which workforce planning gap does the initiative address?</i>	<u>Responsible Person(s)</u> <i>Who is responsible for overseeing successful implementation of the initiative?</i>	<u>Performance Indicators</u> <i>How will we know we achieved our goal and what will success look like?</i>	<u>Due Date</u> <i>When will it be completed?</i>	<u>Strategic Alignment</u> <i>Which Strategic goal(s) does the initiative support?</i>
Develop & implement a diversity inclusion program <ul style="list-style-type: none"> • Research diversity inclusion programs within other State agencies • Identify aspects of diversity inclusion program for CALPIA • Create diversity inclusion program 	Retention	Equal Employment Opportunity Officer and Human Resources' Recruitment & Workforce Planning Unit	Lowered turnover rates, more employee satisfaction, and higher levels of employee engagement department-wide	July 2024	3

Appendix D: Communication Plan

The CALPIA Workforce Plan will be shared with all CAPIA employees to spread organization-wide awareness. The plan will be discussed at the monthly Executive Staff Meeting, and all division managers and supervisors will be tasked with discussing the plan at their next scheduled staff meetings, to allow employees to ask questions. The Chief Administrative Officer and Human Resources Chief will demonstrate how the Workforce Plan connects to the Department's strategic plan and discuss how this plan will benefit each employee and the organization. Quarterly reports will be provided to Executive staff to monitor implementation of the plan.

<u>Responsible Person(s)</u>	<u>Strategy</u>	<u>Role(s)/Responsibility(ies)</u>	<u>Communication Deadline</u>
General Manager	Internal memorandum	Responsible for supporting communication of the plan	December 2021
Executives	Responsible for communicating and supporting the plan within respective divisions and programs consistently.	Responsible for development and implementation of specific initiatives	December 2021 and ongoing
Assistant General Manager, Administration Division	Executive Sponsor/ Responsible for ensuring that the action plan and timelines are implemented and that the HR Chief and WFP Coordinator have resources needed.	Provide quarterly report to Executive Staff	December 2021 and ongoing
Human Resources Chief	Plan and initiate oversight	Responsible for development and implementation of specific initiatives/development of quarterly report/collaborating with PMO	December 2021 and ongoing
Project Management Office	Track the plan successes/ plan initiatives oversight/	Incorporate updates/ manage plan phases	December 2021 and ongoing

<u>Responsible Person(s)</u>	<u>Strategy</u>	<u>Role(s)/Responsibility(ies)</u>	<u>Communication Deadline</u>
EEO Officer	Initiatives oversight	Responsible for development and implementation of specific initiatives	December 2021 and ongoing
Division/ Program Managers	Responsible for communicating the plan to employees	Participates in initiatives and demonstrates to employees how the plan connects with the strategic plan	December 2021 and ongoing
Employees		Participants in workforce plan initiatives	Ongoing

Appendix E: Mission, Vision, Values, and Strategic Map

STRATEGIC BUSINESS PLAN 2021-2024

VISION, MISSION, VALUES

CALPIA's Strategic Business Plan is comprised of the following elements:

- Our Vision inspires us to achieve results for California incarcerated individuals. Our Vision is not bound by time; it represents our long-term direction and serves as our identity.
- Our Mission defines who we are and how we accomplish our goals and objectives.
- Our Values are the human factors that guide our conduct as we work with each other and with incarcerated individuals. Values represent the operating behaviors that guide the implementation of our objectives.
- Our Goals are the broad statements that reflect our most important priorities. They focus our attention towards our purpose.
- Our Objectives are the measurable, defined means of accomplishing our goals.

VISION

Changing incarcerated individuals' lives through innovative training programs for a safer California.

MISSION

CALPIA is a self-funded, customer-focused organization that reduces recidivism and enhances prison and public safety by providing incarcerated individuals with life-changing training opportunities for successful re-entry into the community.

VALUES

- **Leadership:** Have a vision, inspire and empower others to act.
- **Professionalism:** Mutual courtesy and respect among all levels of staff.
- **Integrity:** Do the right thing in all circumstances.
- **Teamwork:** Be collaborative in working towards solutions.
- **Safety:** Be proactive in identifying and preventing safety issues.
- **Accountability:** Accept responsibility for the outcomes expected of you – both good and bad.



Upper: California Institution for Men Commercial Dive Program

Middle: Folsom Women's Facility Pre-Apprentice Carpentry and Construction Labor Program completion

Lower: California Institution for Women Code 7370, Track 1 Program completion

Appendix F: Organizational Chart

